



DEEPSTONE

STONE'S CORE UNVEILED

NovaBell
CERAMICHE

DEEPSTONE
STONE'S CORE UNVEILED




2

TWO UNIQUE STONES
MERCING INTO AN
UNPRECEDENTED
CREATION.

DUE PIETRE UNICHE
SI FONDONO IN UNA
CREAZIONE INEDITA.

COLOUR RANGE



DEEPSTONE

HYPER DEEPSTONE

Deepstone dà vita a un'originale miscela minerale: un effetto pietra attentamente calibrato sia a livello grafico che cromatico, in cui le tonalità scure dell'ardesia ligure incontrano le calde sfumature delle ardesie brasiliane, caratterizzate da sfumature policromi dall'aspetto organico e naturale.

DEUX PIERRES EXCLUSIVES S'UNISSENT POUR FORMER UNE CRÉATION INÉDITE. Deepstone propose un original mélange minéral : un effet pierre présentant un merveilleux équilibre graphique et chromatique, dans lequel les tonalités foncées de l'ardoise de Ligurie se mêlent aux chaudes nuances des ardoises brésiliennes, caractérisées par des colorations polychromes à l'aspect organique et naturel.

Deepstone forms an original blend of minerals: a stone effect with carefully calibrated patterning and colour, where the dark shades of slates from Liguria meet the warm hues of those from Brazil, characterised by multicolour graduated tones with an organic, natural air.

ZWEI STEINE VERSCHMELZEN ZU EINER NEUEN KREATION. Deepstone bietet einen originellen Steinmix: eine grafisch wie chromatisch fein ausgewogene Natursteinoptik, wo dunkle Farbtöne von ligurischem Schieferstein auf warme Nuancen von Schieferstein aus Brasilien treffen, der mit organisch und natürlich wirkenden polychromen Partien aufwartet.

3

DEEPSTONE
A TASTEFUL STONE
LOOK WITH AN
IMMACULATE
PERSONALITY.


DEEPSTONE
UN LOOK PIETRA
EQUILIBRATO DALLA
PERSONALITÀ
ESSENZIALE.

Le sei tonalità Deepstone riflettono il carattere più equilibrato della collezione, una fusione di ardesia ligure e brasilian slate che coglie le screziature, le venature e i cromatismi neutri, incarnando i valori estetici del mondo della progettazione contemporanea più rigorosa ed essenziale.

UN LOOK PIERRE ÉQUILIBRÉ AU CARACTÈRE MINIMALISTE. Les six nuances Deepstone expriment le caractère le plus équilibré de la collection, un mélange d'ardoises ligures et brésiliennes avec des marbrures, des veinages et des colorations neutres incarnant les valeurs esthétiques du design contemporain le plus rigoureux et essentiel.

The six Deepstone shades provide the collection's underlying harmony: a fusion of Ligurian and Brazilian slates that embraces all the stones' mottling, vein patterns and neutral colouring, embodying the aesthetic values of the most severe, immaculate contemporary architecture.

EIN AUSGEWOGENER UND PURISTISCHER NATURSTEINLOOK. Die sechs Farbstellungen von Deepstone bringen den ausgewogenen Charakter der Kollektion zum Ausdruck, deren Mix aus ligurischem und brasilianischem Schieferstein die Sprengelungen, Äderungen und neutralen Farben der Materialvorlage aufgreift und in strengster, puristischer Weise die ästhetischen Werte der modernen Planungswelt interpretiert.



DEEPSTONE

**HYPER DEEPSTONE
EXPRESSING
CHROMATIC POWER
AND MINERAL
CONTRASTS.**


**HYPER DEEPSTONE
ESPRIME FORZA
CROMATICA E
CONTRASTI MINERALI.**

Le 4 versioni Hyper esprimono il temperamento indomito delle due pietre di riferimento. Le intense sfumature cromatiche e le fiammature minerali riflettono superfici variegata progettate per ottenere un perfetto equilibrio d'insieme. Hyper seduce il design e l'architettura evocando forza e incorruttibilità.

PUISSANCE CHROMATIQUE ET CONTRASTES MINÉRAUX. Les 4 versions Hyper expriment le tempérament indompté des deux pierres de référence. Les intenses nuances et les effets flammés des minéraux forment des surfaces bigarrées visant un parfait équilibre d'ensemble. Hyper séduit le design et l'architecture en faisant preuve de puissance et d'incorruttibilité.

The 4 Hyper versions convey the untamed power of the two inspiration stones. The intense colour highlights and mineral stippling reflect variegated surfaces designed to achieve a perfectly balanced overall effect. Hyper seduces design and architecture, evoking strength and incorruptibility.

KRÄFTIGE FARBEN UND MINERALISCHE KONTRASTE. Die vier Versionen Hyper spiegeln das ungezähmte Temperament der zwei Originalgesteine wider. Die kräftigen Farbschattierungen und die mineralischen Flammungen erzeugen facettenreiche Materialbilder, die sich zu einem ausgewogenen Ganzen fügen. Mit der Ausstrahlung von Kraft und Widerstandsfähigkeit erobert sich Hyper das Design und die Architektur.



**HYPER
DEEPSTONE**

DEEP TECH TECHNOLOGY AT THE SERVICE OF BEAUTY AND PERFORMANCE.

LA TECNOLOGIA AL SERVIZIO DELLA BELLEZZA E DELLE PRESTAZIONI.

Un'estetica elegante e autentica, frutto di Deep Tech, un'innovativa tecnologia decorativa in grado di creare effetti tridimensionali in corrispondenza delle venature, a cui dà risalto con applicazioni brillanti. Un effetto pietra dalle intense suggestioni tattili e visive, che trasmettono un forte senso di naturalità.

LA TECHNOLOGIE AU SERVICE DE LA BEAUTÉ ET DES PERFORMANCES. Une esthétique élégante et authentique, le fruit de Deep Tech, une extraordinaire technologie de décoration en mesure de créer des effets tridimensionnels au niveau du veinage, rehaussés par des applications brillantes. Un effet pierre exerçant d'intenses fascinations tactiles et visuelles, qui dégagent une forte sensation de naturel.

An elegant, authentic aesthetic achieved with Deep Tech, an innovative decorative technology that creates three-dimensional effects that match the vein patterns and emphasises them with gleaming applications. A stone effect strongly natural in its powerful look and feel.

TECHNOLOGIE IM DIENST VON ÄSTHETIK UND FUNKTIONALITÄT. Das elegante, authentische Erscheinungsbild ist dem innovativen Dekorationsverfahren Deep Tech zu verdanken, das an geäderten Stellen 3D-Effekte erzeugt, die mit glänzenden Beschichtungen betont werden. Die Natursteinoptik mit einer prägnanten taktilen und visuellen Wirkung vermittelt einen starken Eindruck von Natürlichkeit.



DEEP TECH
SEDUCTIVE
ULTRA MATT
SUPER REALISTIC
SURFACES.

SEDUCENTI
SUPERFICI
ULTRA OPACHE E
IPERREALISTICHE.



Il sorprendente realismo dato dalla tecnologia Deep Tech è esaltato dalla seducente opacità della superficie, un altro traguardo dell'intensa attività di ricerca condotta da NovaBell su smalti, materie prime e processi produttivi. Infine, l'estrema morbidezza al tatto della finitura naturale svela un'elevata resistenza allo scivolamento.

SÉDUISANTES SURFACES ULTRA MATES ET HYPERRÉALISTES. Le surprenant réalisme proposé par la technologie Deep Tech est exalté par la séduisante matité de la surface, un autre pas en avant dans l'intense activité de recherche menée par NovaBell sur les émaux, les matières premières et les techniques de production. De plus, l'extraordinaire douceur au toucher de la finition naturelle dissimule une incroyable résistance à la glissance.

The breathtaking realism achieved by the Deep Tech technology is enhanced by the seductively matt surfaces, another milestone from NovaBell's intensive research into glazes, raw materials and production processes. What's more, the extremely soft-touch feel of the natural finish reveals a high degree of slip resistance.


REIZVOLLE EXTRAMATTE, ÜBERREALISTISCHE OPTIK. Der erstaunliche Realismus, den die Deep Tech-Technologie erzeugt, wird durch die verführerische Mattheit der Oberfläche betont, die ebenfalls der intensiven Forschung und Entwicklung von NovaBell zum Thema Glasuren, Rohstoffe und Herstellungsprozesse zu verdanken ist. Die extrem weiche Haptik der natürlichen Oberflächenvariante weist zudem eine hohe Rutschhemmung auf.





A DECORATIVE MODULE
WITH EXQUISITE TACTILE
RELIEF.

UN MODULO
DECORATIVO CON UN
RAFFINATO RILIEVO
MATERICO.



3D PEAK&WAND MOSAIC

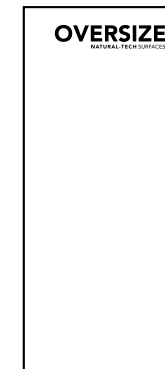
La struttura decorativa 3D è un altro esempio dello straordinario livello di realismo raggiunto dalla collezione. La texture grafica, infatti, asseconda il rilievo del motivo canneté, aumentando la percezione di tridimensionalità.

The 3D decorative structure is another example of the extraordinary level of realism this collection achieves. The texture of the patterning mirrors the ribbed motif to enhance the perceived three-dimensionality.


UN MODULE DÉCORATIF AVEC UN RAFFINÉ RELIEF À EFFET DE MATIÈRE. La structure ornementale 3D est un autre exemple de l'extraordinaire niveau de réalisme atteint par la collection. En effet, la texture graphique intensifie le relief du motif canneté, augmentant ainsi la perception de tridimensionnalité.

EIN DEKORMODUL MIT EINEM ELEGANTEN MATERIALBETONENDEN RELIEF. Das Dekor 3D ist ein weiteres Beispiel für den herausragenden Realismus der Kollektion. Die grafische Textur folgt dem gerippten Relief, was die plastische Wirkung verstärkt.

DESIGN WITHOUT LIMITS.



120x278
48"x109½"
6 mm thickness



162x324
63"x126"
12 mm thickness




6 mm



Lunar

Sand



Iron

Graphite

12 mm



Lunar

Graphite

Oversize combina l'eccezionalità delle sue dimensioni con uno spessore ridottissimo. Supera il concetto stesso di formato ceramico a favore di superfici che, grazie alla loro estensione, valorizzano le qualità estetiche dell'effetto pietra.

Oversize associe ses dimensions exceptionnelles avec une épaisseur extrêmement réduite. Le concept de format céramique est transcendé en faveur des surfaces qui, en raison de leur extension, exaltent les qualités esthétiques de l'effet pierre.

Oversize combines its exceptional dimensions with extreme thinness. It leaves the concept of the ceramic tile behind, progressing to that of surfaces with dimensions which reveal all the beauty of the stone effect.

Oversize kombiniert großzügige Abmessungen mit einer geringen Materialstärke. Das Konzept vom Format wird zugunsten von Belagelementen überwunden, die dank ihrer Größe die visuellen Vorzüge der Natursteinoptik zur Geltung bringen.

“A SPACCO”:
THE REVOLUTIONARY
RELIEF TECHNOLOGY
ON 6 MM THICK SLABS.

TRUETECH
SURFACE

LA RIVOLUZIONARIA
TECNOLOGIA
TRIDIMENSIONALE SU
LASTRE IN SPESSORE 6 MM.

A differenza della maggior parte delle grandi lastre sottili, Oversize presenta sensibili effetti di rilievo ispirati alla finitura “a spacco” tipica dell’ardesia naturale. La struttura scolpita sulla lastra ha un profilo smussato e un andamento delicato, lasciando la superficie morbida al tatto.

LA RÉVOLUTIONNAIRE TECHNOLOGIE TRIDIMENSIONNELLE SUR DALLES DE 6 MM D'ÉPAISSEUR. Contrairement à la plupart des grandes dalles de fine épaisseur, Oversize présente de remarquables effets de relief inspirés de la finition « clivée » typique de l'ardoise naturelle. La structure sculptée sur la dalle affiche un profil arrondi et un développement délicat, en laissant la surface douce au toucher.

Unlike most slimline large slabs, Oversize has noticeable relief effects inspired by the “split” finish typical of natural slate. The structure carved into the slab has a bevelled profile and subtle variation, creating a soft-touch surface.

DIE REVOLUTIONÄRE 3D-TECHNOLOGIE AUF 6 MM STARKEN PLATTEN. Im Unterschied zu den meisten dünnen Großformaten weist Oversize eine deutliche Reliefoptik auf, die von der typischen „Spaltoberfläche“ natürlichen Schiefersteins inspiriert ist. Das Relief der Platte mit weichem Profil und sanfter Linienführung besticht mit einer weichen Haptik.

OVERSIZE
NATURAL TECH SURFACES





SIZES & TECHNOLOGY.

DEEPSTONE

THICKNESS
12
MM
R10 A+B




162x324 - 63"x126"

THICKNESS
6
MM
R10 A+B



120x278 - 48"x109½"

THICKNESS
9
MM
R10 A+B




120x120 - 48"x48"

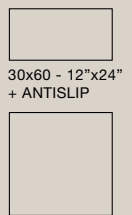
THICKNESS
9
MM
ANTISLIP
R11 A+B+C




60x120 - 24"x48"
+ ANTISLIP



100x100 - 39"x39"



30x60 - 12"x24"
+ ANTISLIP



60x120 - 24"x48"
3D PEAK

TRUETECH SURFACE

Le lastre 6 e 12 mm sono caratterizzate dalla tecnologia **Truetech Surface**, una soluzione innovativa che consente di ottenere rilievi superficiali avanzati, esaltando le peculiarità visive e tattili del materiale di ispirazione.

The 6 and 12 mm slabs are characterized by **Truetech Surface** technology, an innovative solution that enables advanced surface reliefs, enhancing the visual and tactile characteristics of the natural material used for inspiration.

Les dalles de 6 et 12 mm sont caractérisées par la technologie **Truetech Surface**, une solution innovante qui permet d'obtenir des reliefs de surface avancés, mettant en valeur les particularités visuelles et tactiles du matériel d'inspiration.

Die 6- und 12-mm-Platten zeichnen sich durch die **Truetech Surface**-Technologie aus, eine innovative Lösung, die fortschrittliche Oberflächenreliefs ermöglicht und die visuellen sowie haptischen Eigenschaften des inspirierenden Materials hervorhebt.

THICKNESS
20
MM
R11 A+B+C


OutWalk 20
MM




120x120 - 48"x48"



60x120 - 24"x48"




100x100 - 39"x39"



60x60 - 24"x24"

HYPER DEEPSTONE

THICKNESS
9
MM
R10 A+B




120x120 - 48"x48"

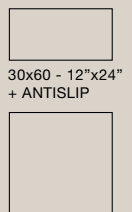
THICKNESS
9
MM
ANTISLIP
R11 A+B+C



60x120 - 24"x48"
+ ANTISLIP



100x100 - 39"x39"



30x60 - 12"x24"
+ ANTISLIP

THICKNESS
20
MM
R11 A+B+C


OutWalk 20
MM




120x120 - 48"x48"



60x120 - 24"x48"



100x100 - 39"x39"



60x60 - 24"x24"



20

Wall: Taupe 3D Peak 60x120
Floor: Lunar 120x120
Table: Lunar 162x324x1,2 OVERSIZE TOP



21



LUNAR
TAUPE

Wall: Lunar 120x278x0,6 | Taupe 60x120 | Taupe 3D Peak 60x120
Floor: Lunar 120x120
Table: Lunar 162x324x1,2 OVERSIZE TOP




DEEPSTONE



24

Wall: Sand 120x278x0,6
Floor: Sand 20MM 120x120x2
Gradino Elle 20MM 30x120x6,5 | Gradino Angolo Elle 20MM DX/SX 30x120x6,5



25



Wall: Sand 120x278x0,6 | Taupe Copertina 20MM 30x120x2
Floor: Sand 20MM 120x120x2
Gradino Elle 20MM 30x120x6,5 | Gradino Angolo Elle 20MM DX/SX 30x120x6,5

SAND

DEEPSTONE



28

Wall: Sand 3D Peak 60x120 | Sand 120x278x0,6
Washbasin: Sand 120x278x0,6
Floor: Sand 120x120
Shower Tray 90x120x3,5: Sand



29

Wall: Sand 120x278x0,6 | Sand 3D Peak 60x120 | Taupe 120x120
Washbasin: Sand 120x278x0,6
Floor: Sand 120x120 | Taupe 120x120
Shower Tray 90x120x3,5: Sand

SAND
TAUPE



DEEPSTONE



Wall: Iron 120x278x0,6
Counter Top: Lunar 162x324x1,2 OVERSIZE TOP
Floor: Iron 120x120
Floor out: Lunar 20MM 60x120x2

IRON
LUNAR

DEEPSTONE



34

Wall: Oyster 120x120
Floor: Graphite 120x120



35



OYSTER
GRAPHITE

Wall: Oyster 120x120
Floor: Graphite 120x120
Counter - Furniture: GLOW Powder 120x278x0,6




DEEPSTONE

HYPER DEEPSTONE



38

Wall in: Hyper Platinum 120x120
Wall out: Hyper Obsidian 20MM 60x120x2
Floor out: Hyper Obsidian 20MM 120x120x2



39



Wall: Hyper Platinum 60x120 | 120x120
Floor: Hyper Lava 120x120
Wall out: Hyper Lava 20MM 60x120x2
Floor out: Hyper Lava 20MM 60x120x2


HYPHER PLATINUM
HYPHER LAVA




42

HYPHER SHELL


Wall: Hyper Shell 30x60
Floor: Hyper Shell 120x120



43




120x278 - 48"x109"^{1/2}
DPS LA14 Sand Rettificato




120x120 - 48"x48"
DPS 184R Sand Rettificato




30x60 - 12"x24"
DPS 46RT Sand Rett.




60x60 - 24"x24"
DPS 40RT Sand Rett.



100x100 - 39"x39"
DPS 104R Sand Rettificato



60x120 - 24"x48"
DPS 42RT Sand Rettificato




60x120 - 24"x48"
DPS 45RT 3D Peak Sand Rettificato




30x120 - 12"x48"
DPS 449N Wand Sand


ANTISLIP




R11 A+B+C



30x60 - 12"x24"
DPS 46AS Sand Antislip Rett. 1040




60x60 - 24"x24"
DPS 40AS Sand Antislip Rett. 1065



60x120 - 24"x48"
DPS 42AS Sand Antislip Rettificato 1075



30x30 - 12"x12"
DPS 445N Mos.5x5 Sand




30x30 - 12"x12"
DPS 447N Stick Sand




30x30 - 12"x12"
DPS 448N Listelli Sand




30x60 - 12"x24"
DPS 446N Mattoncino Sand




120x120 - 48"x48"
DPS 412R Sand 20 MM Rettificato



60x120 - 24"x48"
DPS 462R Sand 20 MM Rett. 1125



100x100 - 39"x39"
DPS 124R Sand 20 MM Rettificato 1135



60x60 - 24"x24"
DPS 460R Sand 20 MM Rett. 1115

OUT WALK 20MM



120x120 - 48"x48"
DPS 185R Taupe Rettificato



30x60 - 12"x24"
DPS 56RT Taupe Rett. 1040




60x60 - 24"x24"
DPS 50RT Taupe Rett. 1065




60x120 - 24"x48"
DPS 52RT Taupe Rettificato




60x120 - 24"x48"
DPS 55RT 3D Peak Taupe Rettificato



30x120 - 12"x48"
DPS 559N Wand Taupe



30x30 - 12"x12"
DPS 555N Mos.5x5 Taupe



30x30 - 12"x12"
DPS 557N Stick Taupe




30x30 - 12"x12"
DPS 558N Listelli Taupe



30x60 - 12"x24"
DPS 556N Mattoncino Taupe




60x120 - 24"x48"
DPS 562R Taupe 20 MM Rett. 1125




60x60 - 24"x24"
DPS 560R Taupe 20 MM Rett. 1115

OUT WALK 20MM




162x324 - 63"x126"
DPS LA28 Lunar Non Rettificato 011
2010

OVERSIZE TOP 12MM
Stuoia in fibra di vetro applicata sul retro. / Fibreglass mesh applied to the rear.
Filet en fibre de verre appliquée au dos. / Auf der Fliesenrückseite angebrachte Glasfasermatte.




120x278 - 48"x109"^{1/2}
DPS LA18 Lunar Rettificato 011
1140



120x120 - 48"x48"
DPS 188R Lunar Rettificato 02
1110



30x60 - 12"x24"
DPS 86RT Lunar Rett. 07
1040



60x60 - 24"x24"
DPS 80RT Lunar Rett. 03
1065



60x120 - 24"x48"
DPS 82RT Lunar Rettificato 02
1075



60x120 - 24"x48"
DPS 85RT 3D Peak Lunar Rettificato 02
1085



30x120 - 12"x48"
DPS 889N Wand Lunar 04
3155



100x100 - 39"x39"
DPS 108R Lunar Rettificato 02
1090


TRUETECH SURFACE

Le lastre 6 e 12 mm sono caratterizzate dalla tecnologia **Truetech Surface**, una soluzione innovativa che consente di ottenere rilievi superficiali avanzati, esaltando le peculiarità visive e tattili del materiale di ispirazione.


The 6 and 12 mm slabs are characterized by **Truetech Surface** technology, an innovative solution that enables advanced surface reliefs, enhancing the visual and tactile characteristics of the natural material used for inspiration.

Les dalles de 6 et 12 mm sont caractérisées par la technologie **Truetech Surface**, une solution innovante qui permet d'obtenir des reliefs de surface avancés, mettant en valeur les particularités visuelles et tactiles du matériel d'inspiration.


Die 6- und 12-mm-Platten zeichnen sich durch die **Truetech Surface**-Technologie aus, eine innovative Lösung, die fortschrittliche Oberflächenreliefs ermöglicht und die visuellen sowie haptischen Eigenschaften des inspirierenden Materials hervorhebt.



120x120 - 48"x48"
DPS 812R Lunar 20 MM Rettificato 01
1140



60x120 - 24"x48"
DPS 862R Lunar 20 MM Rett. 01
1125



60x60 - 24"x24"
DPS 860R Lunar 20 MM Rett. 02
1115

OUT WALK 20MM



120x278 - 48"x109"^{1/2}
DPS LA11 Iron Rettificato 011
1140



120x120 - 48"x48"
DPS 181R Iron Rettificato 02
1110



30x60 - 12"x24"
DPS 16RT Iron Rett. 07
1040




60x60 - 24"x24"
DPS 10RT Iron Rett. 03
1065



60x120 - 24"x48"
DPS 12RT Iron Rettificato 02
1075



100x100 - 39"x39"
DPS 101R Iron Rettificato 02
1090




ANTISLIP
R11 A+B+C

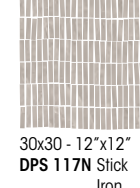
30x60 - 12"x24"
DPS 16AS Iron Antislip Rett. 07
1040

60x60 - 24"x24"
DPS 10AS Iron Antislip Rett. 03
1065

60x120 - 24"x48"
DPS 12AS Iron Antislip Rettificato 02
1075




30x30 - 12"x12"
DPS 115N Mos.5x5 Iron 10
3115



30x30 - 12"x12"
DPS 117N Stick Iron 10
3160



30x30 - 12"x12"
DPS 118N Listelli Iron 10
3135



30x60 - 12"x24"
DPS 116N Mattoncino Iron 04
3180



120x120 - 48"x48"
DPS 112R Iron 20 MM Rett. 011
1140

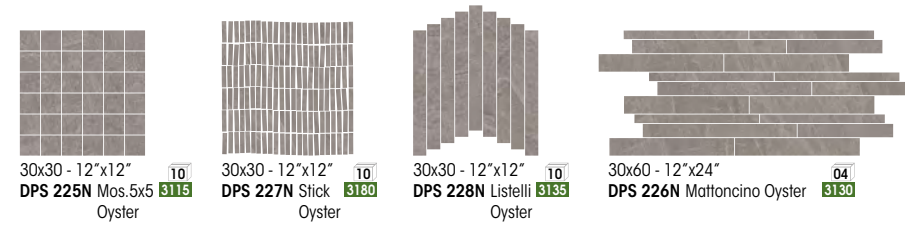


60x120 - 24"x48"
DPS 162R Iron 20 MM Rett. 011
1125

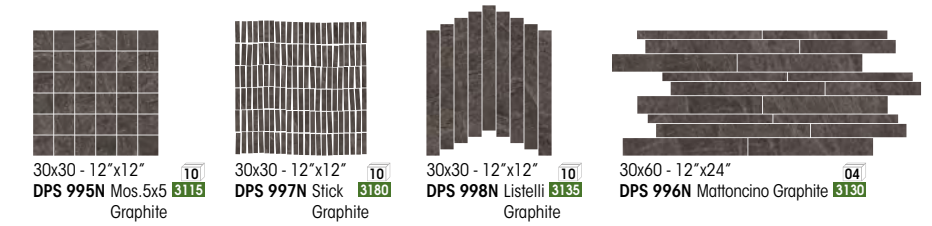



60x60 - 24"x24"
DPS 160R Iron 20 MM Rett. 02
1115

OUT WALK 20MM



OUT WALK 20MM



OUT WALK 20MM

TRUETECH SURFACE

Le lastre 6 e 12 mm sono caratterizzate dalla tecnologia **Truetech Surface**, una soluzione innovativa che consente di ottenere rilievi superficiali avanzati, esaltando le peculiarità visive e tattili del materiale di ispirazione.

The 6 and 12 mm slabs are characterized by **Truetech Surface** technology, an innovative solution that enables advanced surface reliefs, enhancing the visual and tactile characteristics of the natural material used for inspiration.

Les dalles de 6 et 12 mm sont caractérisées par la technologie **Truetech Surface**, une solution innovante qui permet d'obtenir des reliefs de surface avancés, mettant en valeur les particularités visuelles et tactiles du matériel d'inspiration.

Die 6- und 12-mm-Platten zeichnen sich durch die **Truetech Surface**-Technologie aus, eine innovative Lösung, die fortschrittliche Oberflächenreliefs ermöglicht und die visuellen sowie haptischen Eigenschaften des inspirierenden Materials hervorhebt.

Hyper Platinum



120x120 - 48"x48"
DPSH 188R Hyper Platinum Rettificato **02**
1110




30x60 - 12"x24"
DPSH 86RT Hyper Platinum Rett. **07**
1040



60x60 - 24"x24"
DPSH 80RT Hyper Platinum Rett. **03**
1065



60x120 - 24"x48"
DPSH 82RT Hyper Platinum Rettificato **02**
1075



30x30 - 12"x12"
DPSH 885N Mos.5x5 **10**
Hyper Platinum **3115**



30x30 - 12"x12"
DPSH 887N Stick **10**
Hyper Platinum **3130**



30x30 - 12"x12"
DPSH 888N Listelli **10**
Hyper Platinum **3135**



30x60 - 12"x24"
DPSH 886N Mattoncino **04**
Hyper Platinum **3130**

Hyper Shell



120x120 - 48"x48"
DPSH 184R Hyper Shell Rettificato **02**
1110



30x60 - 12"x24"
DPSH 46RT Hyper Shell Rett. **07**
1040



60x60 - 24"x24"
DPSH 40RT Hyper Shell Rett. **03**
1065



100x100 - 39"x39"
DPSH 104R Hyper Shell Rettificato **02**
1090



60x120 - 24"x48"
DPSH 42RT Hyper Shell Rettificato **02**
1075



ANTISLIP
ANTISLIP
R11 A+B+C



30x60 - 12"x24"
DPSH 46AS Hyper Shell Antislip Rettificato **07**
1040



60x120 - 24"x48"
DPSH 42AS Hyper Shell Antislip Rettificato **02**
1075



30x30 - 12"x12"
DPSH 445N Mos.5x5 **10**
Hyper Shell **3115**



30x30 - 12"x12"
DPSH 447N Stick **10**
Hyper Shell **3130**



30x30 - 12"x12"
DPSH 448N Listelli **10**
Hyper Shell **3135**



30x60 - 12"x24"
DPSH 446N Mattoncino **04**
Hyper Shell **3130**



60x120 - 24"x48"
DPSH 462R Hyper Shell 20 MM Rettificato **01**
1125



100x100 - 39"x39"
DPSH 124R Hyper Shell 20 MM Rettificato **01**
1135



60x60 - 24"x24"
DPSH 460R Hyper Shell 20 MM Rettificato **02**
1115

OUT WALK 20MM

DEEPSTONE

Hyper Lava



120x120 - 48"x48"
DPSH 185R Hyper Lava Rettificato 02 1110



30x60 - 12"x24"
DPSH 56RT Hyper Lava Rett. 07 1040



60x60 - 24"x24"
DPSH 50RT Hyper Lava Rett. 03 1065



100x100 - 39"x39"
DPSH 105R Hyper Lava Rettificato 02 1090



60x120 - 24"x48"
DPSH 52RT Hyper Lava Rettificato 02 1075

30x60 - 12"x24"
DPSH 56AS Hyper Lava Antislip Rettificato 07 1040

60x120 - 24"x48"
DPSH 52AS Hyper Lava Antislip Rettificato 02 1075



30x30 - 12"x12"
DPSH 555N Mos.5x5 Hyper Lava 10 3115



30x30 - 12"x12"
DPSH 557N Stick Hyper Lava 10 3180



30x30 - 12"x12"
DPSH 558N Listelli Hyper Lava 10 3135



30x60 - 12"x24"
DPSH 556N Mattoncino Hyper Lava 04 3130



60x120 - 24"x48"
DPSH 562R Hyper Lava 20 MM Rettificato 01 1125



100x100 - 39"x39"
DPSH 125R Hyper Lava 20 MM Rettificato 01 1135



60x60 - 24"x24"
DPSH 560R Hyper Lava 20 MM Rettificato 02 1115

OUT WALK 20MM

Hyper Obsidian



DEEPSTONE



120x120 - 48"x48"
DPSH 189R Hyper Obsidian Rettificato 02 1110




30x60 - 12"x24"
DPSH 96RT Hyper Obsidian Rett. 07 1040




60x60 - 24"x24"
DPSH 90RT Hyper Obsidian Rett. 03 1065



60x120 - 24"x48"
DPSH 92RT Hyper Obsidian Rettificato 02 1075



30x30 - 12"x12"
DPSH 995N Mos.5x5 Hyper Obsidian 10 3115



30x30 - 12"x12"
DPSH 997N Stick Hyper Obsidian 10 3180



30x30 - 12"x12"
DPSH 998N Listelli Hyper Obsidian 10 3135



30x60 - 12"x24"
DPSH 996N Mattoncino Hyper Obsidian 04 3130



120x120 - 48"x48"
DPSH 912R Hyper Obsidian 20 MM Rettificato 01 1140



60x120 - 24"x48"
DPSH 962R Hyper Obsidian 20 MM Rettificato 01 1125



100x100 - 39"x39"
DPSH 129R Hyper Obsidian 20 MM Rettificato 01 1135



60x60 - 24"x24"
DPSH 960R Hyper Obsidian 20 MM Rettificato 02 1115

OUT WALK 20MM

EE



NovaBell

CERAMICHE

NOVABELL SpA CERAMICHE ITALIANE
Società con socio unico
via Molino, 1 - 42014 Roteglia (RE), Italia
T +39 0536 86 11 11
info@novabell.it - www.novabell.it

